

CLIO CUP FRANCE
SPA EURO RACE 2014
COLLECTIVE TESTS 1

Classification


Nr.	Driver	Nat	Team	Car	Time	Lap	Total	Gap	Avg.Kph
1	7 Nicolas MILAN	FRA	MILAN COMPÉTITION	GL	2:48.113	7	9	-	150.0
2	64 Eric TREMOULET	FRA	VICTEAM	GL	2:48.894	9	10	+0.781	149.3
3	3 Benoît CASTAGNE	FRA	RAIWOIT MONDOLO RACING	GL	2:49.079	8	10	+0.966	149.1
4	4 Xavier FOUINEAU	FRA	MILAN COMPÉTITION	GL	2:49.783	5	10	+1.670	148.5
5	34 Clément MATEU	FRA	MOTORSPORT DÉVELOPPEMENT	R	2:50.003	5	8	+1.890	148.3
6	95 Olivier JOUFFRET	FRA	VICTEAM	R	2:50.593	8	10	+2.480	147.8
7	5 Jean-Philippe LAMIC	FRA	VICTEAM	GL	2:50.664	4	10	+2.551	147.7
8	14 Julien NEVEU	FRA	AUTOSPORT GP	GL	2:50.862	9	10	+2.749	147.6
9	41 Peter SCHARMACH	NZL	TEAM SESTERHEIN	GL	2:50.917	10	10	+2.804	147.5
10	9 Antoine BOULAY	FRA	AUTOSPORT GP	GTL	2:50.936	7	10	+2.823	147.5
11	25 Jean-Philippe LIGIER	FRA	VICTEAM	R	2:51.358	4	10	+3.245	147.1
12	23 Denis GIBAUD	FRA	MILAN COMPÉTITION	GTL	2:52.030	5	10	+3.917	146.6
13	69 Jérémy CURTY	FRA	CARMINE	R	2:52.110	6	8	+3.997	146.5
14	1 Pascal ARELLANO	FRA	T2CM	R	2:52.485	10	11	+4.372	146.2
15	33 Denis BERNARDI	FRA	SPORTECH RACING	R	2:52.559	8	10	+4.446	146.1
16	99 Jean-Laurent NAVARRO	FRA	MOTORSPORT DÉVELOPPEMENT	R	2:53.999	4	9	+5.886	144.9
17	6 Jacques FABREGAT	FRA	MILAN COMPÉTITION	GTL	2:54.222	9	10	+6.109	144.7
18	12 Emmanuel RAFFIN	FRA	AUTOSPORT GP	GTL	2:54.779	9	10	+6.666	144.3
19	8 Sami LUKA	BEL	MILAN COMPÉTITION	GL	2:55.051	2	2	+6.938	144.0
20	44 Veenuh SHUNKER	FRA	CVS AUTO BY T2CM	R	2:55.989	8	9	+7.876	143.3
21	65 Patrick PERRIN	FRA	CARMINE	GTL	2:57.499	6	7	+9.386	142.1
22	21 Franck TRAYNARD	FRA	AUTOSPORT GP	GTL	3:03.349	10	10	+15.236	137.5

Fastest Lap Lap 7 Nicolas MILAN **2:48.113** 150.0 Kph

Published at:

Track Status: **DRY**


Race Director:	Timekeeper:
----------------	-------------



CLIO CUP FRANCE
SPA EURO RACE 2014
COLLECTIVE TESTS 1

Best Sector Times


SECTOR 1			SECTOR 2			SECTOR 3			Pos	Driver	Ideal Lap	Best Lap
Pos	Driver	Time	Driver	Time	Driver	Time						
1	7 N.MILAN	48.820	7 N.MILAN	1:15.651	7 N.MILAN	43.467	1	7 N.MILAN	2'47.938	2:48.113	(1)	
2	41 P.SCHARMACH	49.086	64 E.TREMOULET	1:16.196	64 E.TREMOULET	43.494	2	64 E.TREMOULET	2'48.837	2:48.894	(2)	
3	3 B.CASTAGNE	49.087	3 B.CASTAGNE	1:16.336	4 X.FOUINEAU	43.654	3	3 B.CASTAGNE	2'49.079	2:49.079	(3)	
4	64 E.TREMOULET	49.147	4 X.FOUINEAU	1:16.510	3 B.CASTAGNE	43.656	4	4 X.FOUINEAU	2'49.691	2:49.783	(4)	
5	34 C.MATEU	49.210	95 O.JOUFFRET	1:16.604	14 J.NEVEU	43.791	5	34 C.MATEU	2'49.885	2:50.003	(5)	
6	95 O.JOUFFRET	49.514	14 J.NEVEU	1:16.815	5 J.LAMIC	43.793	6	95 O.JOUFFRET	2'50.103	2:50.593	(6)	
7	4 X.FOUINEAU	49.527	34 C.MATEU	1:16.823	9 A.BOULAY	43.826	7	5 J.LAMIC	2'50.365	2:50.664	(7)	
8	25 J.LIGIER	49.543	9 A.BOULAY	1:16.841	34 C.MATEU	43.852	8	41 P.SCHARMACH	2'50.382	2:50.917	(9)	
9	5 J.LAMIC	49.563	5 J.LAMIC	1:17.009	95 O.JOUFFRET	43.985	9	14 J.NEVEU	2'50.518	2:50.862	(8)	
10	33 D.BERNARDI	49.841	69 J.CURTY	1:17.204	41 P.SCHARMACH	44.042	10	9 A.BOULAY	2'50.535	2:50.936	(10)	
11	9 A.BOULAY	49.868	23 D.GIBAUD	1:17.221	25 J.LIGIER	44.045	11	25 J.LIGIER	2'50.892	2:51.358	(11)	
12	14 J.NEVEU	49.912	41 P.SCHARMACH	1:17.254	1 P.ARELLANO	44.049	12	1 P.ARELLANO	2'51.751	2:52.485	(14)	
13	1 P.ARELLANO	50.110	25 J.LIGIER	1:17.304	69 J.CURTY	44.092	13	23 D.GIBAUD	2'52.030	2:52.030	(12)	
14	99 J.NAVARRO	50.154	1 P.ARELLANO	1:17.592	23 D.GIBAUD	44.128	14	69 J.CURTY	2'52.110	2:52.110	(13)	
15	8 S.LUKA	50.218	33 D.BERNARDI	1:17.963	33 D.BERNARDI	44.529	15	33 D.BERNARDI	2'52.333	2:52.559	(15)	
16	23 D.GIBAUD	50.681	99 J.NAVARRO	1:18.094	12 E.RAFFIN	44.763	16	99 J.NAVARRO	2'53.297	2:53.999	(16)	
17	69 J.CURTY	50.814	44 V.SHUNKER	1:18.137	8 S.LUKA	44.806	17	6 J.FABREGAT	2'53.879	2:54.222	(17)	
18	6 J.FABREGAT	50.885	6 J.FABREGAT	1:18.149	6 J.FABREGAT	44.845	18	8 S.LUKA	2'54.250	2:55.051	(19)	
19	65 P.PERRIN	50.974	12 E.RAFFIN	1:18.561	99 J.NAVARRO	45.049	19	12 E.RAFFIN	2'54.378	2:54.779	(18)	
20	12 E.RAFFIN	51.054	8 S.LUKA	1:19.226	44 V.SHUNKER	45.528	20	44 V.SHUNKER	2'55.761	2:55.989	(20)	
21	44 V.SHUNKER	52.096	65 P.PERRIN	1:19.453	65 P.PERRIN	46.228	21	65 P.PERRIN	2'56.655	2:57.499	(21)	
22	21 F.TRAYNARD	53.170	21 F.TRAYNARD	1:22.640	21 F.TRAYNARD	47.369	22	21 F.TRAYNARD	3'03.179	3:03.349	(22)	



CLIO CUP FRANCE
SPA EURO RACE 2014
COLLECTIVE TESTS 1

Fastest Lap Sequence

Practice Time	Driver	Team	Car	Class	Time	Kph	Lap
6:01.014	7 Nicolas MILAN	MILAN COMPÉTITION		GL	2:51.703	146.8	2
8:50.440	7 Nicolas MILAN	MILAN COMPÉTITION		GL	2:49.426	148.8	3
11:39.428	7 Nicolas MILAN	MILAN COMPÉTITION		GL	2:48.988	149.2	4
14:28.264	7 Nicolas MILAN	MILAN COMPÉTITION		GL	2:48.836	149.3	5
20:05.846	7 Nicolas MILAN	MILAN COMPÉTITION		GL	2:48.113	150.0	7




CLIO CUP FRANCE SPA EURO RACE 2014 COLLECTIVE TESTS 1

Analysis

■ Personal Best
 ■ Session Best
 ■ Crossing the finish line in pit lane

Lap	Time	Sector 1	Sector 2	Sector 3	Kph	Elapsed	Lap	Time	Sector 1	Sector 2	Sector 3	Kph	Elapsed
1 Pascal ARELLANO FRA													
T2CM													
1	3:21.670	1:04.211	1:31.170	46.289	125.0	3:21.670	1	3:46.767	1:09.699	1:44.147	52.921	111.2	3:46.767
2	3:19.005	51.791	1:32.040	55.174	126.7	6:40.675	2	3:08.572	57.933	1:24.185	46.454	133.7	6:55.339
3	2:56.771	52.093	1:19.572	45.106	142.6	9:37.446	3	2:59.874	51.889	1:21.022	46.963	140.2	9:55.213
4	2:56.182	51.368	1:19.604	45.210	143.1	12:33.628	4	3:00.128	52.373	1:21.665	46.090	140.0	12:55.341
5	2:54.137	52.113	1:17.592	44.432	144.8	15:27.765	5	2:58.827	51.615	1:20.673	46.539	141.0	15:54.168
6	2:53.049	50.110	1:18.229	44.710	145.7	18:20.814	6	2:58.242	51.803	1:19.884	46.555	141.5	18:52.410
7	2:53.395	50.861	1:18.028	44.506	145.4	21:14.209	7	2:55.964	51.710	1:19.402	44.852	143.3	21:48.374
8	2:53.502	50.997	1:17.797	44.708	145.3	24:07.711	8	2:57.634	52.234	1:19.739	45.661	141.9	24:46.008
9	2:54.341	50.585	1:19.707	44.049	144.6	27:02.052	9	2:54.222	51.228	1:18.149	44.845	144.7	27:40.230
10	2:52.485	50.350	1:18.004	44.131	146.2	29:54.537	10	2:57.210	50.885	1:19.809	46.516	142.3	30:37.440
11	2:53.042	50.539	1:17.965	44.538	145.7	32:47.579							
3 Benoît CASTAGNE FRA													
RAIWOIT MONDOLO RACING													
1	3:20.493	1:03.522	1:30.631	46.340	125.8	3:20.493	1	3:09.311	56.491	1:27.040	45.780	133.2	3:09.311
2	3:15.937	51.348	1:33.002	51.587	128.7	6:36.430	2	2:51.703	50.727	1:17.097	43.879	146.8	6:01.014
3	2:51.294	49.850	1:16.938	44.506	147.2	9:27.724	3	2:49.426	49.849	1:16.103	43.474	148.8	8:50.440
4	2:50.213	49.917	1:16.609	43.687	148.1	12:17.937	4	2:48.988	49.537	1:15.968	43.483	149.2	11:39.428
5	2:49.694	49.426	1:16.386	43.882	148.6	15:07.631	5	2:48.836	49.158	1:16.194	43.484	149.3	14:28.264
6	3:05.254 B	49.507	1:20.736	55.011	136.1	18:12.885	6	2:49.469	49.004	1:16.998	43.467	148.8	17:17.733
7	5:21.388	3:14.768	1:22.319	44.301	78.5	23:34.273	7	2:48.113	48.984	1:15.651	43.478	150.0	20:05.846
8	2:49.079	49.087	1:16.336	43.656	149.1	26:23.352	8	2:50.082	48.820	1:16.545	44.717	148.2	22:55.928
9	2:50.162	49.395	1:16.889	43.878	148.2	29:13.514	9	3:19.688 B	51.846	1:16.361	1:11.481	126.3	26:15.616
10	2:49.674	49.186	1:16.791	43.697	148.6	32:03.188							
4 Xavier FOUINEAU FRA													
MILAN COMPÉTITION													
1	3:09.532	57.425	1:26.666	45.441	133.0	3:09.532	1	4:06.167	1:52.844	1:26.388	46.935	102.4	4:06.167
2	2:53.617	50.945	1:18.489	44.183	145.2	6:03.149	2	2:55.894	51.722	1:19.404	44.768	143.3	7:02.061
3	2:51.263	50.193	1:17.125	43.945	147.2	8:54.412	3	2:54.865	50.060	1:18.759	46.046	144.2	9:56.926
4	2:50.871	50.132	1:16.882	43.857	147.6	11:45.283	4	2:52.950	50.307	1:17.982	44.661	145.8	12:49.876
5	2:49.783	49.619	1:16.510	43.654	148.5	14:35.066	5	3:03.468 B	49.994	1:18.209	55.265	137.4	15:53.344
6	3:02.292 B	49.527	1:16.586	56.179	138.3	17:37.358	6	3:34.218	1:32.490	1:17.401	44.327	117.7	19:27.562
7	4:00.690	1:59.858	1:16.873	43.959	104.8	21:38.048	7	2:50.936	50.143	1:16.967	43.826	147.5	22:18.498
8	2:50.409	49.573	1:16.900	43.936	148.0	24:28.457	8	2:51.608	50.840	1:16.841	43.927	146.9	25:10.106
9	2:50.382	49.588	1:16.861	43.933	148.0	27:18.839	9	2:52.028	50.323	1:17.620	44.085	146.6	28:02.134
10	2:51.731	49.607	1:17.114	45.010	146.8	30:10.570	10	2:51.385	49.868	1:17.580	43.937	147.1	30:53.519
5 Jean-Philippe LAMIC FRA													
VICTEAM													
1	3:43.789	1:18.885	1:36.657	48.247	112.7	3:43.789	1	4:09.937	1:40.253	1:38.133	51.551	100.9	4:09.937
2	2:53.764	51.750	1:17.805	44.209	145.1	6:37.553	2	3:01.027	53.229	1:22.078	45.720	139.3	7:10.964
3	2:51.576	50.445	1:17.238	43.893	147.0	9:29.129	3	2:56.455	51.506	1:19.778	45.171	142.9	10:07.419
4	2:50.664	49.862	1:17.009	43.793	147.7	12:19.793	4	3:19.662	51.165	1:42.674	45.823	126.3	13:27.081
5	3:03.736	49.563	1:22.101	52.072	137.2	15:23.529	5	2:55.682	51.479	1:18.748	45.455	143.5	16:22.763
6	2:51.303	50.210	1:17.074	44.019	147.2	18:14.832	6	2:55.682	51.468	1:18.561	45.653	143.5	19:18.445
7	3:09.403 B	50.406	1:17.427	1:01.570	133.1	21:24.235	7	2:55.648	51.581	1:19.114	44.953	143.5	22:14.093
8	4:53.464	2:50.759	1:18.889	43.816	85.9	26:17.699	8	2:55.172	51.292	1:18.842	45.038	143.9	25:09.265
9	2:51.279	49.623	1:17.451	44.205	147.2	29:08.978	9	2:54.779	51.200	1:18.816	44.763	144.3	28:04.044
10	2:51.963	50.275	1:17.781	43.907	146.6	32:00.941	10	2:55.457	51.054	1:19.175	45.228	143.7	30:59.501
6 Jacques FABREGAT FRA													
MILAN COMPÉTITION													
7 Nicolas MILAN FRA													
MILAN COMPÉTITION													
1	3:09.311	56.491	1:27.040	45.780	133.2	3:09.311	1	3:09.311	56.491	1:27.040	45.780	133.2	3:09.311
2	2:51.703	50.727	1:17.097	43.879	146.8	6:01.014	2	2:51.703	50.727	1:17.097	43.879	146.8	6:01.014
3	2:49.426	49.849	1:16.103	43.474	148.8	8:50.440	3	2:49.426	49.849	1:16.103	43.474	148.8	8:50.440
4	2:48.988	49.537	1:15.968	43.483	149.2	11:39.428	4	2:48.988	49.537	1:15.968	43.483	149.2	11:39.428
5	2:48.836	49.158	1:16.194	43.484	149.3	14:28.264	5	2:48.836	49.158	1:16.194	43.484	149.3	14:28.264
6	2:49.469	49.004	1:16.998	43.467	148.8	17:17.733	6	2:49.469	49.004	1:16.998	43.467	148.8	17:17.733
7	2:48.113	48.984	1:15.651	43.478	150.0	20:05.846	7	2:48.113	48.984	1:15.651	43.478	150.0	20:05.846
8	2:50.082	48.820	1:16.545	44.717	148.2	22:55.928	8	2:50.082	48.820	1:16.545	44.717	148.2	22:55.928
9	3:19.688 B	51.846	1:16.361	1:11.481	126.3	26:15.616	9	3:19.688 B	51.846	1:16.361	1:11.481	126.3	26:15.616
8 Sami LUKA BEL													
MILAN COMPÉTITION													
1	3:10.899	58.242	1:26.850	45.807	132.1	3:10.899	1	3:10.899	58.242	1:26.850	45.807	132.1	3:10.899
2	2:55.051	51.019	1:19.226	44.806	144.0	6:05.950	2	2:55.051	51.019	1:19.226	44.806	144.0	6:05.950
9 Antoine BOULAY FRA													
AUTOSPORT GP													
1	4:06.167	1:52.844	1:26.388	46.935	102.4	4:06.167	1	4:06.167	1:52.844	1:26.388	46.935	102.4	4:06.167
2	2:55.894	51.722	1:19.404	44.768	143.3	7:02.061	2	2:55.894	51.722	1:19.404	44.768	143.3	7:02.061
3	2:54.865	50.060	1:18.759	46.046	144.2	9:56.926	3	2:54.865	50.060	1:18.759	46.046	144.2	9:56.926
4	2:52.950	50.307	1:17.982	44.661	145.8	12:49.876	4	2:52.950	50.307	1:17.982	44.661	145.8	12:49.876
5	3:03.468 B	49.994	1:18.209	55.265	137.4	15:53.344	5	3:03.468 B	49.994	1:18.209	55.265	137.4	15:53.344
6	3:34.218	1:32.490	1:17.401	44.327	117.7	19:27.562	6	3:34.218	1:32.490	1:17.401	44.327	117.7	19:27.562
7	2:50.936	50.143	1:16.967	43.826	147.5	22:18.498	7	2:50.936	50.143	1:16.967	43.826	147.5	22:18.498
8	2:51.608	50.840	1:16.841	43.927	146.9	25:10.106	8	2:51.608	50.840	1:16.841	43.927	146.9	25:10.106
9	2:52.028	50.323	1:17.620	44.085	146.6	28:02.134	9	2:52.028	50.323	1:17.620	44.085	146.6	28:02.134
10	2:51.385	49.868	1:17.580	43.937	147.1	30:53.519	10	2:51.385	49.868	1:17.580	43.937	147.1	30:53.519
12 Emmanuel RAFFIN FRA													
AUTOSPORT GP													
1	4:09.937	1:40.253	1:38.133	51.551	100.9	4:09.937	1	4:09.937	1:40.253	1:38.133	51.551	100.9	4:09.937
2	3:01.027	53.229	1:22.078	45.720	139.3	7:10.964	2	3:01.027	53.229	1:22.078	45.720	139.3	7:10.964
3	2:56.455	51.506	1:19.778	45.171	142.9	10:07.419	3	2:56.455	51.506	1:19.778	45.171	142.9	10:07.419
4	3:19.662	51.165	1:42.674	45.823	126.3	13:27.081	4	3:19.662	51.165	1:42.674	45.823	126.3	13:27.081
5	2:55.682	51.479	1:18.748	45.455	143.5	16:22.763	5	2:55.682	51.479	1:18			




CLIO CUP FRANCE SPA EURO RACE 2014 COLLECTIVE TESTS 1

Analysis

■ Personal Best
 ■ Session Best
 ■ Crossing the finish line in pit lane

Lap	Time	Sector 1	Sector 2	Sector 3	Kph	Elapsed	Lap	Time	Sector 1	Sector 2	Sector 3	Kph	Elapsed
14 Julien NEVEU FRA AUTOSPORT GP							2	3:00.451	51.807	1:21.693	46.951	139.7	6:24.754
1	4:04.515	1:51.497	1:26.101	46.917	103.1	4:04.515	3	2:56.526	51.005	1:19.640	45.881	142.8	9:21.280
2	2:56.290	51.882	1:19.217	45.191	143.0	7:00.805	4	2:54.822	50.428	1:19.649	44.745	144.2	12:16.102
3	3:01.721 B	50.599	1:18.323	52.799	138.8	10:02.526	5	2:54.702	50.377	1:19.758	44.567	144.3	15:10.804
4	4:12.960	2:09.459	1:18.367	45.134	99.7	14:15.486	6	2:54.321	50.969	1:18.577	44.775	144.6	18:05.125
5	2:52.639	50.809	1:17.651	44.179	146.1	17:08.125	7	2:53.466	50.455	1:18.482	44.529	145.4	20:58.591
6	2:51.405	50.266	1:17.049	44.090	147.1	19:59.530	8	2:52.559	49.841	1:17.963	44.755	146.1	23:51.150
7	2:51.922	49.964	1:18.137	43.821	146.7	22:51.452	9	2:54.615	50.495	1:19.026	45.094	144.4	26:45.765
8	2:51.183	50.228	1:17.164	43.791	147.3	25:42.635	10	3:06.378 B	50.388	1:18.720	57.270	135.3	29:52.143
9	2:50.862	50.196	1:16.815	43.851	147.6	28:33.497							
10	2:51.545	49.912	1:17.440	44.193	147.0	31:25.042							
21 Franck TRAYNARD FRA AUTOSPORT GP							1	3:38.557	1:14.863	1:35.385	48.309	115.4	3:38.557
1	4:11.023	1:41.128	1:38.776	51.119	100.4	4:11.023	2	2:56.870	51.995	1:19.198	45.677	142.6	6:35.427
2	3:08.964	54.319	1:25.655	48.990	133.4	7:19.987	3	2:52.626	50.635	1:17.633	44.358	146.1	9:28.053
3	3:09.332	54.077	1:26.366	48.889	133.2	10:29.319	4	2:50.701	49.764	1:16.823	44.114	147.7	12:18.754
4	3:08.041	53.437	1:26.314	48.290	134.1	13:37.360	5	2:50.003	49.210	1:16.941	43.852	148.3	15:08.757
5	3:06.201	53.653	1:24.655	47.893	135.4	16:43.561	6	3:00.615 B	49.983	1:17.148	53.484	139.6	18:09.372
6	3:04.807	53.170	1:24.046	47.591	136.4	19:48.368	7	5:59.448	3:57.735	1:17.418	44.295	70.1	24:08.820
7	3:05.902	53.263	1:24.178	48.461	135.6	22:54.270	8	3:01.676 B	49.715	1:18.914	53.047	138.8	27:10.496
8	3:07.886	54.601	1:24.423	48.862	134.2	26:02.156							
9	3:07.584	53.676	1:23.520	50.388	134.4	29:09.740							
10	3:03.349	53.340	1:22.640	47.369	137.5	32:13.089							
23 Denis GIBAUD FRA MILAN COMPETITION							1	4:34.091	2:22.500	1:24.239	47.352	92.0	4:34.091
1	3:30.832	1:02.239	1:36.647	51.946	119.6	3:30.832	2	2:52.901	50.929	1:17.594	44.378	145.8	7:26.992
2	3:05.304	54.451	1:24.207	46.646	136.1	6:36.136	3	2:51.518	49.429	1:17.925	44.164	147.0	10:18.510
3	2:55.584	51.974	1:18.543	45.067	143.6	9:31.720	4	2:51.170	49.721	1:17.304	44.145	147.3	13:09.680
4	2:53.851	51.135	1:17.921	44.795	145.0	12:25.571	5	2:51.506	49.696	1:17.315	44.495	147.0	16:01.186
5	2:52.030	50.681	1:17.221	44.128	146.6	15:17.601	6	2:51.495	49.365	1:17.295	44.835	147.0	18:52.681
6	3:30.756 B	55.639	1:34.144	1:00.973	119.6	18:48.357	7	2:52.667	51.125	1:17.500	44.042	146.0	21:45.348
7	4:06.461	2:00.207	1:21.427	44.827	102.3	22:54.818	8	3:00.987 B	49.747	1:17.440	53.800	139.3	24:46.335
8	2:58.316	51.088	1:17.857	49.371	141.4	25:53.134	9	4:33.861	2:31.114	1:17.780	44.967	92.1	29:20.196
9	2:53.485	50.832	1:17.861	44.792	145.3	28:46.619	10	2:50.917	49.086	1:17.254	44.577	147.5	32:11.113
10	2:53.203	50.783	1:17.684	44.736	145.6	31:39.822							
25 Jean-Philippe LIGIER FRA VICTEAM							1	3:47.794	1:26.236	1:31.896	49.662	110.7	3:47.794
1	3:51.411	1:32.867	1:29.236	49.308	109.0	3:51.411	2	3:02.087	53.410	1:22.097	46.580	138.5	6:49.881
2	2:57.547	52.581	1:19.670	45.296	142.0	6:48.958	3	2:58.473	52.313	1:19.834	46.326	141.3	9:48.354
3	2:54.445	50.737	1:19.103	44.605	144.5	9:43.403	4	2:58.103	52.542	1:19.852	45.709	141.6	12:46.457
4	2:51.358	49.543	1:17.521	44.294	147.1	12:34.761	5	2:56.768	52.167	1:19.073	45.528	142.6	15:43.225
5	2:51.943	50.161	1:17.304	44.478	146.6	15:26.704	6	3:07.674 B	52.341	1:18.373	56.960	134.4	18:50.899
6	3:11.270 B	49.960	1:19.997	1:01.313	131.8	18:37.974	7	5:56.417	3:52.231	1:18.655	45.531	70.7	24:47.316
7	4:54.445	2:50.810	1:19.587	44.048	85.6	23:32.419	8	2:55.989	52.096	1:18.137	45.756	143.3	27:43.305
8	2:52.064	50.118	1:17.901	44.045	146.5	26:24.483	9	2:57.026	52.363	1:18.345	46.318	142.4	30:40.331
9	2:52.928	50.170	1:18.439	44.319	145.8	29:17.411							
10	2:51.675	49.919	1:17.615	44.141	146.9	32:09.086							
33 Denis BERNARDI FRA SPORTECH RACING							1	3:42.334	1:29.881	1:26.817	45.636	113.4	3:42.334
1	3:24.303	1:05.178	1:32.007	47.118	123.4	3:24.303	2	2:53.425	50.404	1:18.050	44.971	145.4	6:35.759
							3	3:03.953 B	49.591	1:17.037	57.325	137.1	9:39.712
							4	5:13.573	3:12.127	1:17.533	43.913	80.4	14:53.285
							5	2:49.611	49.413	1:16.557	43.641	148.7	17:42.896
							6	2:49.191	49.354	1:16.196	43.641	149.0	20:32.087
							7	2:54.530	49.274	1:18.561	46.695	144.5	23:26.617
							8	2:49.126	49.163	1:16.372	43.591	149.1	26:15.743
34 Clement MATEU FRA MOTORSPORT DEVELOPPEMENT													
41 Peter SCHARMACH NZL TEAM SESTERHEIN													
44 Veenesh SHUNKER FRA CVS AUTO BY T2CM													
64 Eric TREMOULET FRA VICTEAM													



CLIO CUP FRANCE SPA EURO RACE 2014 COLLECTIVE TESTS 1

Analysis

■ Personal Best
 ■ Session Best
 B Crossing the finish line in pit lane

Lap	Time	Sector 1	Sector 2	Sector 3	Kph	Elapsed	Lap	Time	Sector 1	Sector 2	Sector 3	Kph	Elapsed
9	2:48.894	49.147	1:16.253	43.494	149.3	29:04.637							
10	2:49.406	49.371	1:16.318	43.717	148.8	31:54.043							

65 Patrick PERRIN		FRA					
CARMINE							
1	3:48.765	1:25.755	1:33.185	49.825	110.2	3:48.765	
2	3:04.938	52.935	1:24.293	47.710	136.3	6:53.703	
3	3:03.038	51.772	1:22.187	49.079	137.8	9:56.741	
4	3:00.587	52.311	1:21.486	46.790	139.6	12:57.328	
5	2:57.550	51.273	1:20.049	46.228	142.0	15:54.878	
6	2:57.499	50.974	1:19.519	47.006	142.1	18:52.377	
7	3:07.160B	52.646	1:19.453	55.061	134.7	21:59.537	

69 Jérémy CURTY		FRA					
CARMINE							
1	3:37.875	1:13.535	1:35.763	48.577	115.7	3:37.875	
2	3:00.197	54.310	1:20.356	45.531	139.9	6:38.072	
3	2:54.359	51.274	1:18.553	44.532	144.6	9:32.431	
4	2:54.624	51.520	1:18.564	44.540	144.4	12:27.055	
5	2:53.653	50.943	1:17.900	44.810	145.2	15:20.708	
6	2:52.110	50.814	1:17.204	44.092	146.5	18:12.818	
7	3:17.255B	1:01.717	1:19.633	55.905	127.8	21:30.073	
8	7:27.845	5:21.702	1:18.469	47.674	56.3	28:57.918	

95 Olivier JOUFFRET		FRA					
VICTEAM							
1	3:50.064	1:31.069	1:29.728	49.267	109.6	3:50.064	
2	2:58.593	51.467	1:20.972	46.154	141.2	6:48.657	
3	2:54.180	50.381	1:18.980	44.819	144.8	9:42.837	
4	2:51.037	49.514	1:16.809	44.714	147.4	12:33.874	
5	3:01.131B	49.897	1:16.608	54.626	139.2	15:35.005	
6	5:18.740	3:12.845	1:21.190	44.705	79.1	20:53.745	
7	2:51.794	50.118	1:17.242	44.434	146.8	23:45.539	
8	2:50.593	49.711	1:16.897	43.985	147.8	26:36.132	
9	2:51.871	50.237	1:17.241	44.393	146.7	29:28.003	
10	2:50.619	49.909	1:16.604	44.106	147.8	32:18.622	

99 Jean-Laurent NAVARRO		FRA					
MOTORSPORT DÉVELOPPEMENT							
1	3:47.149	1:21.351	1:36.227	49.571	111.0	3:47.149	
2	3:01.217	52.957	1:21.978	46.282	139.1	6:48.366	
3	2:55.949	51.209	1:19.691	45.049	143.3	9:44.315	
4	2:53.999	50.154	1:18.679	45.166	144.9	12:38.314	
5	2:56.187	50.618	1:20.021	45.548	143.1	15:34.501	
6	3:05.765B	50.468	1:19.727	55.570	135.7	18:40.266	
7	6:05.142	4:00.736	1:18.952	45.454	69.1	24:45.408	
8	2:54.143	50.835	1:18.094	45.214	144.8	27:39.551	
9	3:08.832B	50.530	1:18.216	1:00.086	133.5	30:48.383	